

# Emissions Trading and How to do it: EUROCONTROL's Role

EBACE 2011

Geneva

18/05/2011

Andrew Watt

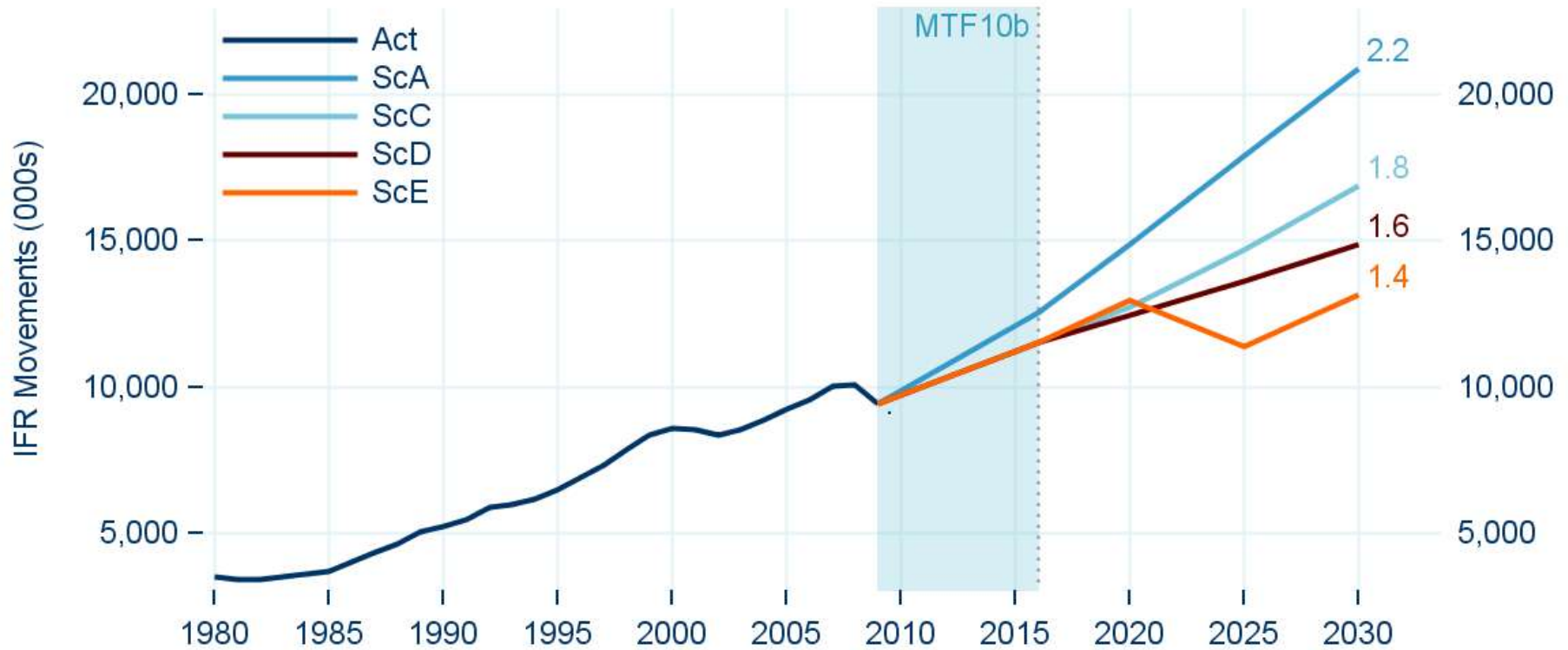
Head of Environment Unit

EUROCONTROL



# EUROCONTROL Traffic Forecast 2009-2030

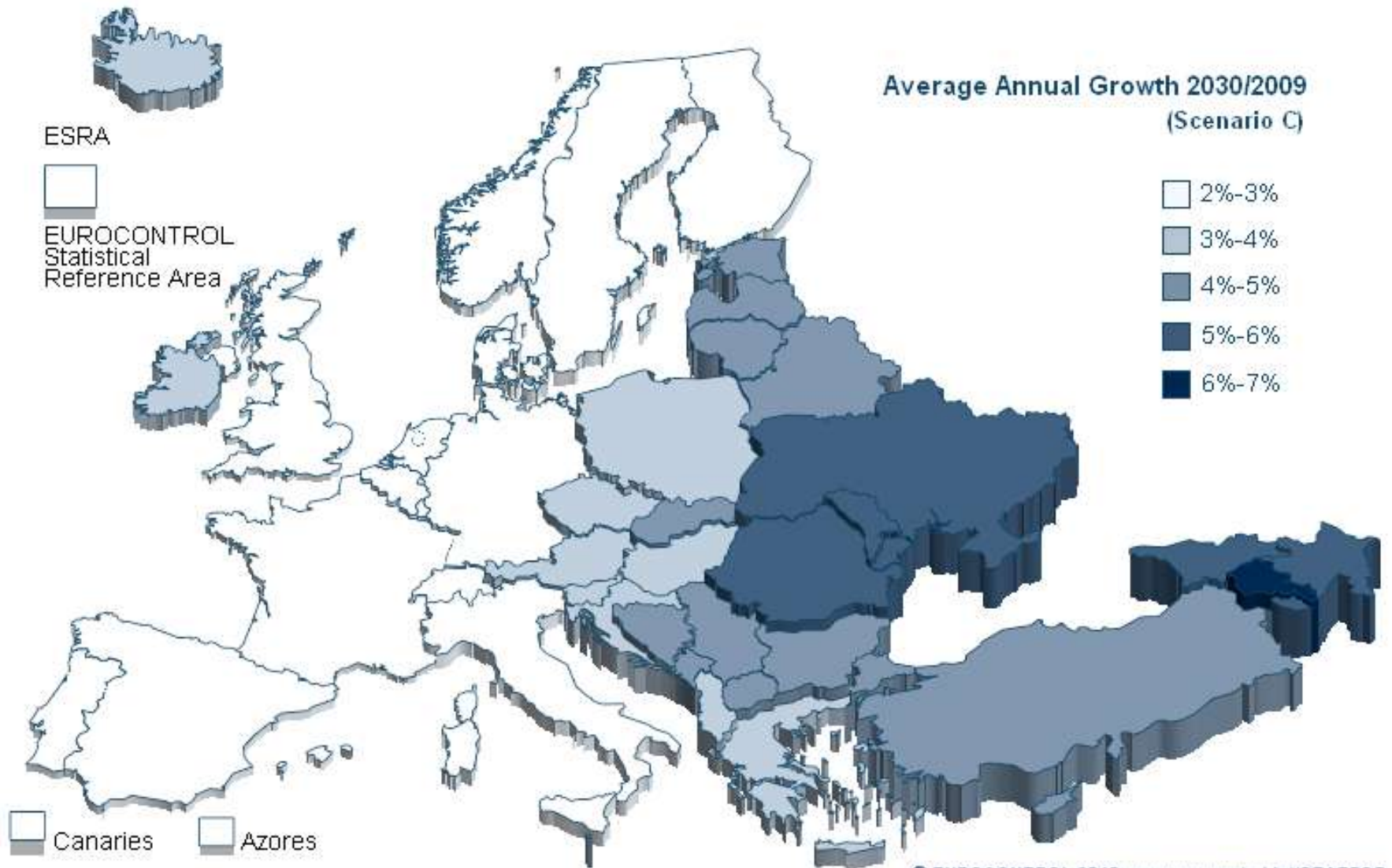
## Forecast for ESRA08



Curve label gives 2030 flights as multiple of 2009

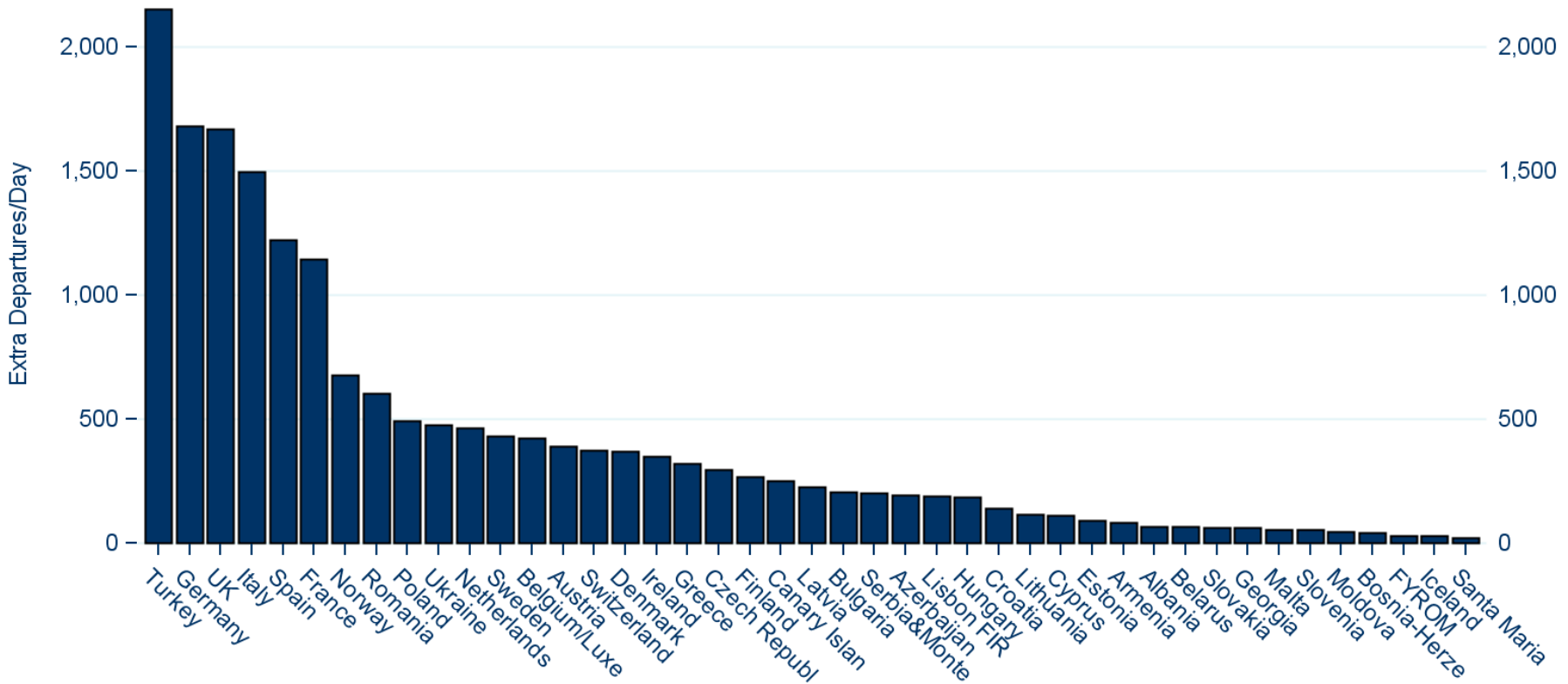
©EUROCONTROL 2010 [www.eurocontrol.int/STATFOR](http://www.eurocontrol.int/STATFOR)

# Traffic Growth 2009-2030 by State

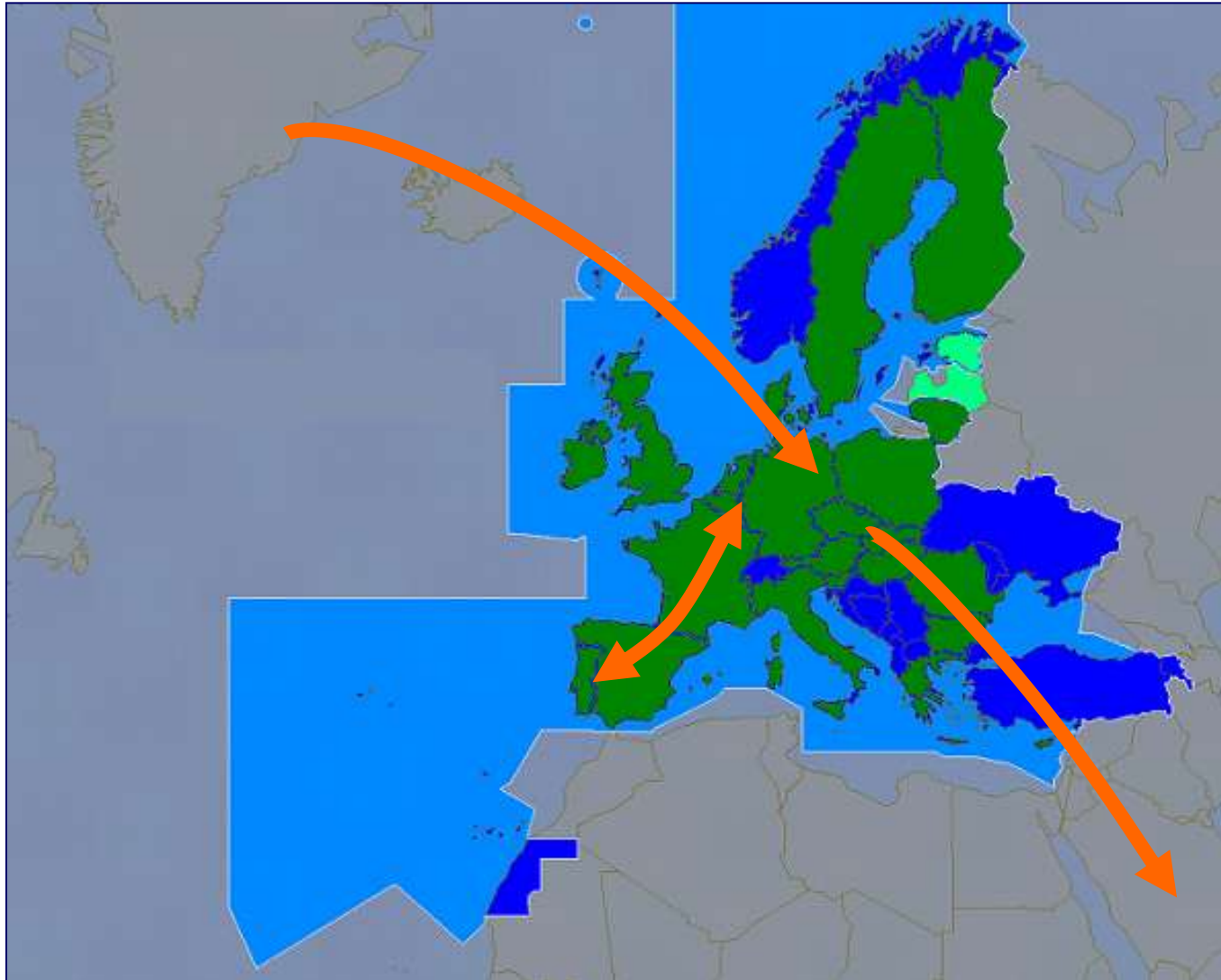


# Traffic Added to Network 2009-2030 by State

Traffic added to network 2030 v 2009 in ScC



# EU Emissions Trading Scheme (EU ETS) Internal, arriving and departing traffic



# ETS and Climate Change Policy

## EUROCONTROL's Support Activities

- ETS List of Operators and List Support Office
  - [ets.info@eurocontrol.int](mailto:ets.info@eurocontrol.int)
- Historical aviation emissions 2004-2006 (for “the cap”)
  - Initial estimation delivered to EC (2009)
  - Recalculate estimation for enlarged ETS scope (2011)
    - EEA States (Iceland, Norway)
    - APU fuel/emissions methodology
- Small Emitters' fuel & emissions estimator
  - [http://www.eurocontrol.int/environment/public/standard\\_page/small\\_emitters.html](http://www.eurocontrol.int/environment/public/standard_page/small_emitters.html)
- Support for international negotiations on climate change
  - Generate and analyse global traffic & emissions scenarios for climate change policy negotiations (ICAO & UNFCCC)



# EUROCONTROL ETS Support Facility

## Main Features

- **Supports the three main ETS processes:**
  - Monitoring, Reporting, Verification
- **Relies on existing Agency data, systems and processes**
- **Accessible by:**
  - Competent Authorities (January 2011)
  - Third parties, especially Small Emitters, on request of Competent Authorities (March 2011)
- **Provided on a User Pays Basis**

# ETS Support Facility

## Verification of Key Information



Did a flight take place ?  
Who operated the aircraft ?



Maximum Take-off Weight (MTOW)



Air Operator Certificate (AOC)



# ETS Support Facility Monitoring Activity (Plane Spotting...)

- **Monitoring traffic and emissions leads to:**
  - Early warning of which operators are likely to enter the scheme soon (exceeding *de minimis* thresholds)
  - Which State is likely to be the operator's Administering State
- **Provides certainty for:**
  - Aircraft Operators
  - Competent Authorities



# ETS Support Facility Meeting Operators' Needs

Third Party	Consultation/ Download of detailed data	Exemption Setting	Annual emissions reports generation
Small Emitters	✓	✓	✓
<i>Aircraft Operators</i>	✓	✓	(✓)
Verifiers	✓	✗	✓
Service companies	✓	✓	✓

# ETS Support Facility Milestones

- May 2010 – Permanent Commission Measure 10/160
- Oct 2010 – ETS SF Beta version deployment
- Dec 2010 – ETS SF Factory Acceptance Test
- 17 Jan 2011 – ETS SF operations launch
- Feb 2011 – Permanent Commission Directive 11/75
- 1 Mar 2011 – ETS SF for Aircraft Operators launch

## ETS SF for Competent Authorities

- Agreements signed with 19 States
- 75.7% of auctionable CO<sub>2</sub> allowances
- All costs covered by the contracting States
- €2.5 Million over three years

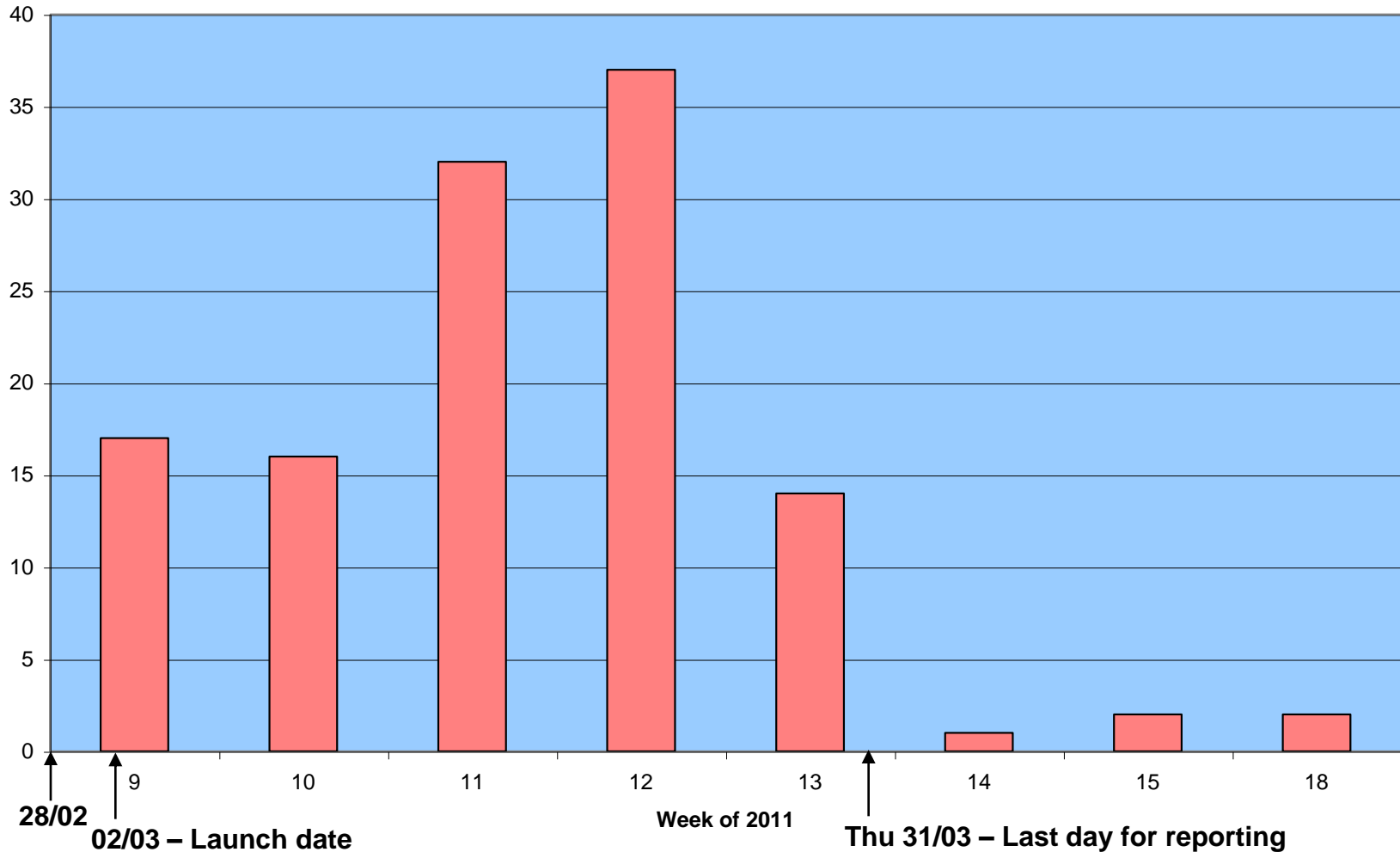
# Functions for Competent Authorities

- Current situation of regulated aircraft operators
- Trends for the current year
- Situation of exempted aircraft operators
- Annual Emissions Reports with GCD
- Aircraft operator overview, including its fleet list
- Flight data query
- Helpdesk

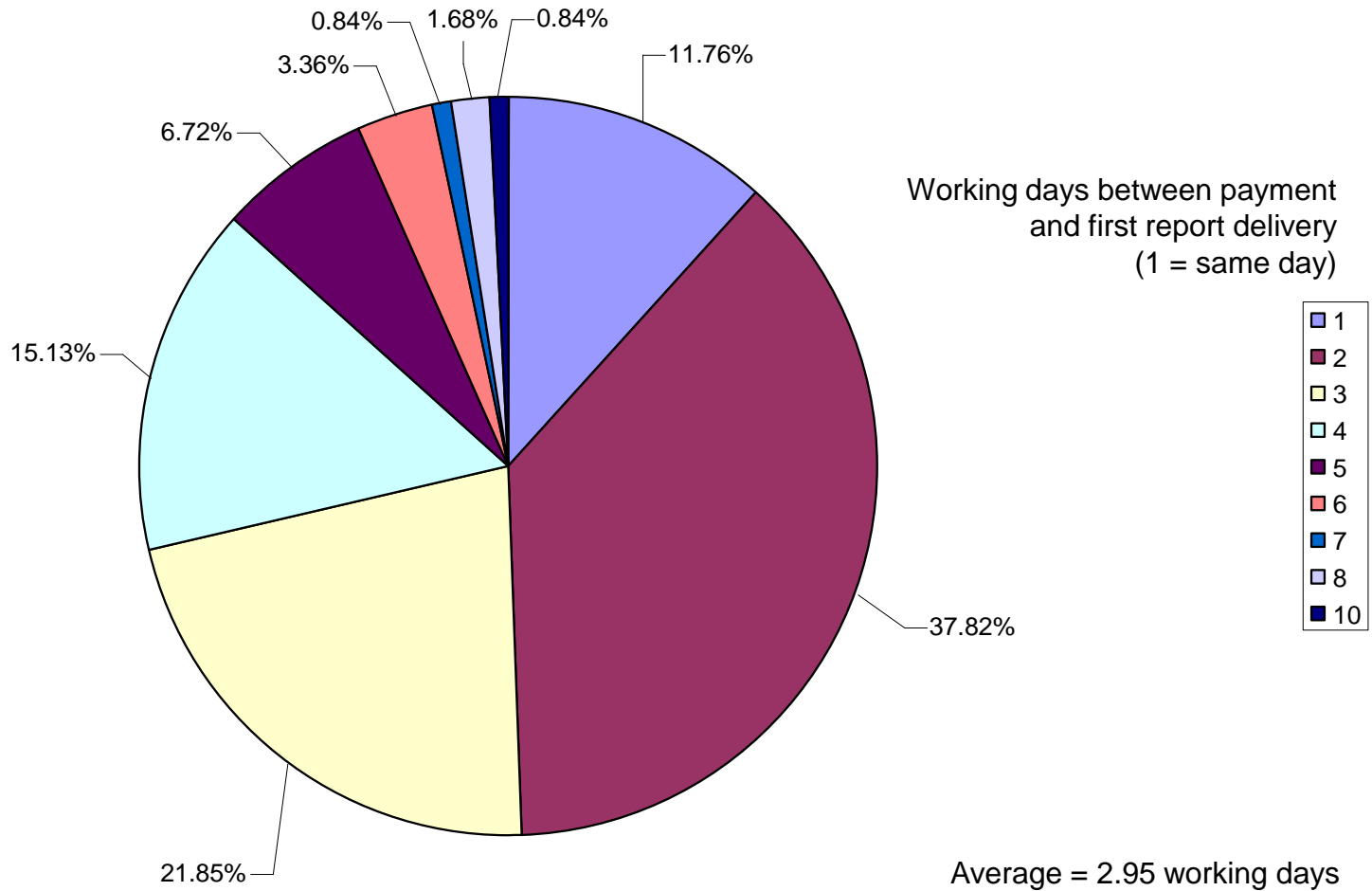
## ETS Support Facility for Aircraft Operators

- Web based request for obtaining assistance
- Identity validation
- Payment 400€ (only to cover costs)
- Delivery of:
  - **draft** Annual Emissions Report for 2010 (+GCD)
  - Detailed traffic and related ETS data (e.g. CO<sub>2</sub>, exemptions)
- Over 120 requests

# Aircraft Operators' Uptake



# Delivery Response Performance

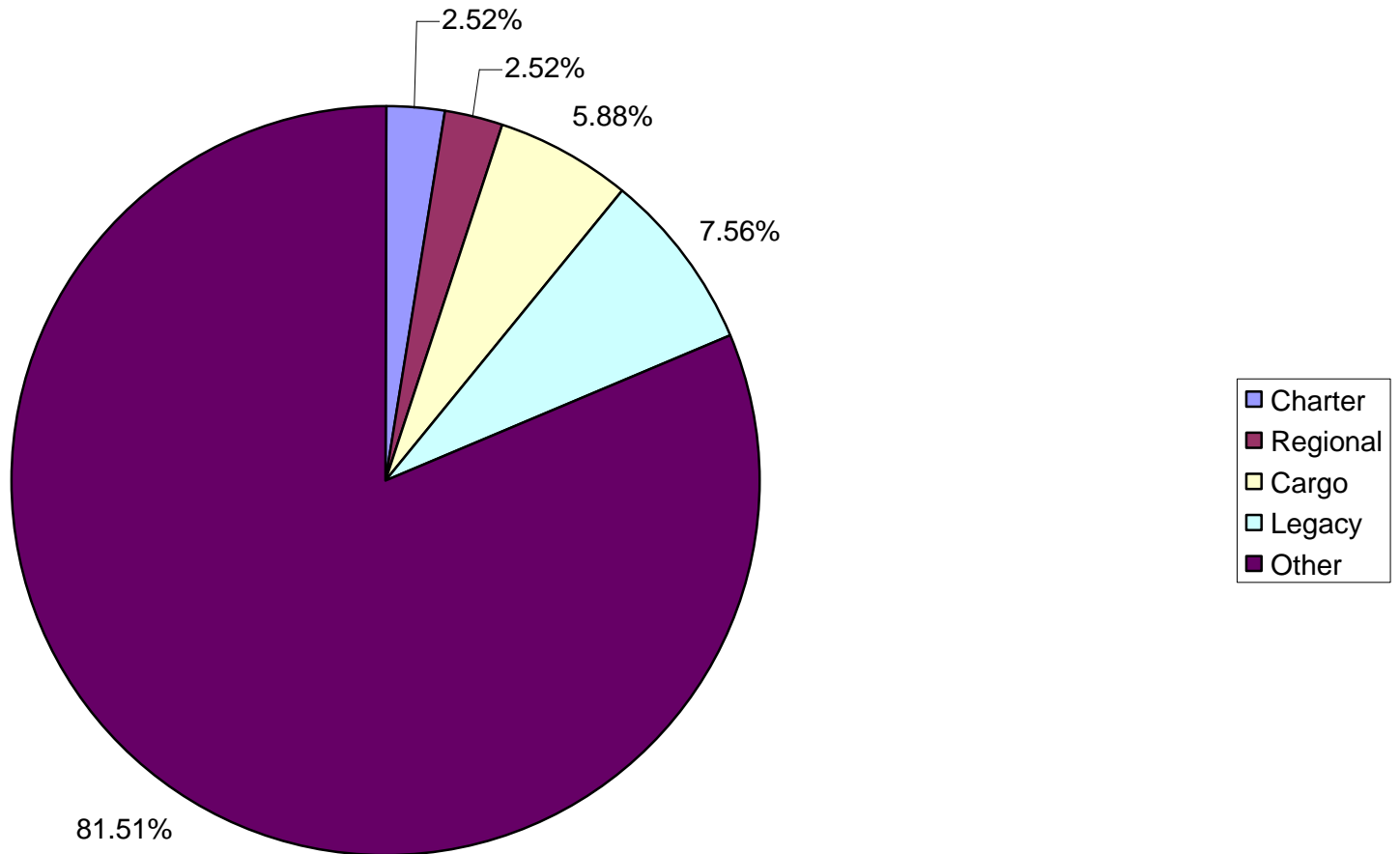




# Geographical Distribution of Users

UNITED STATES	50	AUSTRALIA	1
UNITED KINGDOM	18	BAHRAIN	1
GERMANY	7	CAYMAN ISLANDS (UK)	1
BELGIUM	3	CHINA	1
EGYPT	3	IRAN	1
SWEDEN	3	IRELAND	1
SWITZERLAND	3	ISRAEL	1
AUSTRIA	2	JORDAN	1
BERMUDA (UK)	2	KUWAIT	1
BRAZIL	2	LATVIA	1
CANADA	2	MONTENEGRO	1
DENMARK	2	RUSSIAN FEDERATION	1
FRANCE	2	SAUDI ARABIA	1
NETHERLANDS	2	SINGAPORE	1
OMAN	2	TURKEY	1
		VIRGIN ISLANDS (UK)	1

# User Business Models



# Improvements Planned for 2012

- **Small Emitters Tool** – accuracy of fuel/CO<sub>2</sub> estimation models for aircraft for which no fuel burn data is available
  - EBAA-EUROCONTROL joint action
- **Fleet Lists** – aircraft being associated to incorrect operator (generally a services management company)
- **Batch jobs** – dealing with ETS-related service companies' requests (e.g. verifiers)
- Keeping **costs** as low as possible

# ETS Support Facility Delivering Benefits for Aircraft Operators



**Reduces compliance costs: economy of scale delivery of traffic & emissions reports**



**Simplifies compliance: central source of verifiable data, trusted by Competent Authorities**



**Secure data source: Data archived for ten years**

# Useful Links and Points of Contact

## ETS List Support Office

[ets.info@eurocontrol.int](mailto:ets.info@eurocontrol.int)

## Small Emitters Tool

[www.eurocontrol.int/environment/public/standard\\_page/small\\_emitters.html](http://www.eurocontrol.int/environment/public/standard_page/small_emitters.html)

## ETS Support Facility for Aircraft Operators

[www.eurocontrol.int/environment/public/standard\\_page/ETS\\_Support\\_Facility\\_Access.html](http://www.eurocontrol.int/environment/public/standard_page/ETS_Support_Facility_Access.html)

[contract.office.ets.sf@eurocontrol.int](mailto:contract.office.ets.sf@eurocontrol.int)

## Environment

[www.eurocontrol.int/articles/environmental-support](http://www.eurocontrol.int/articles/environmental-support)